



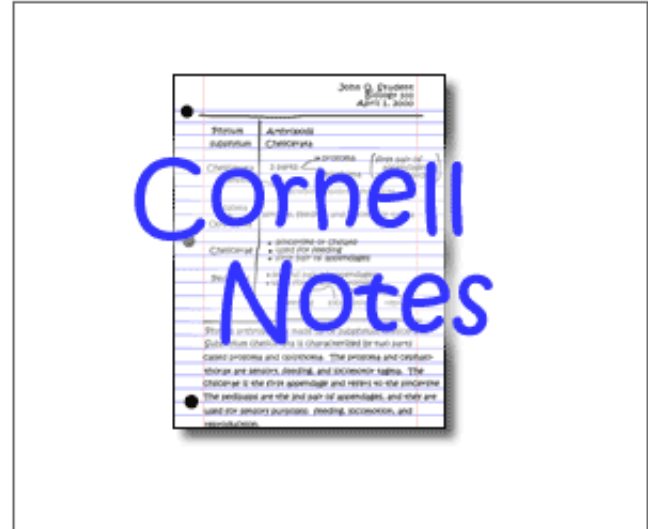
The Learning Toolbox Home

Directions for:

Students | Teachers | Parents


CORNELL NOTES

To help me
take organized notes.




Divide the paper into three sections.

- Draw a dark horizontal line about 5 or 6 lines from the bottom. Use a heavy magic marker to draw the line so that it is clear.
- Draw a dark vertical line about 2 inches from the left side of the paper from the top to the horizontal line.




Document

- Write course name, date, and topic at the top of each page.



Write notes.

- The large box to the right is for writing notes.
- Skip a line between ideas and topics.
- Don't use complete sentences. Use abbreviations, whenever possible. Develop a shorthand of your own, such as using "&" for the word "and".



Review and clarify.

- Review the notes as soon as possible after class.
- Pull out main ideas, key points, dates, and people, and write these in the left column.

Review and Clarify



John Q. Student
Biology 201
April 1, 2000

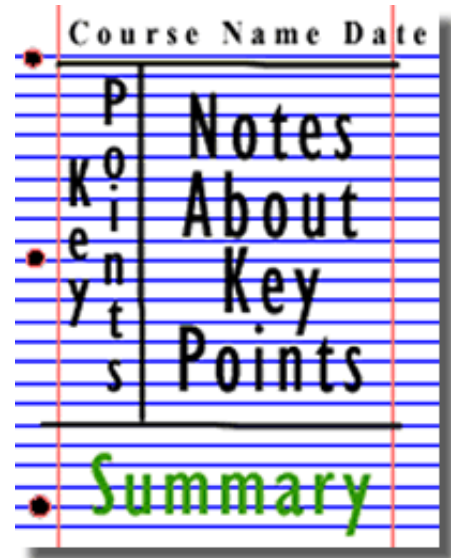
Phylum	Arthropods
Subphylum	Chelicerata
Chelicerata	3 parts: <ul style="list-style-type: none"> • prothorax (first pair of appendages used for feeding) • chela • pedipalp
Prothorax	sensors, feeding, and locomotor tags
Chela	pinching or crushing
Pedipalp	used for feeding
Pedipalp	first pair of appendages
Pedipalp	second pair of appendages used for sensory purposes
	feeding locomotion reproduction

Phylum arthropods is made up of subphylum chelicerata. Subphylum chelicerata is characterized by two pairs called prothorax and pedipalps. The prothorax and chela-thorax are sensors, feeding, and locomotor tags. The chela is the first appendage and refers to the pinching. The pedipalp is the 2nd pair of appendages, and they are used for sensory purposes. feeding, locomotion, and reproduction.

Pull out main ideas

Summarize.


- Write a summary of the main ideas in the bottom section.



Study your notes.

- Re-read your notes in the right column.
- Spend most of your time

studying the ideas in the left column and the summary at the bottom. These are the most important ideas and will probably include most of the information that you will be tested on.



[Click here for an Example](#)

[Print Cornell Notes Strategy](#)

[Back to NoteTaking Strategies](#)

[Back to All Strategies](#)